


ADDITIONAL OPTIONS : LATTICE

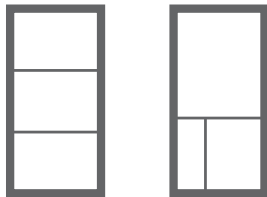
Optional Lattice Designs

Lattice types are determined by the number of bars used and by assembly complexity. Choose from our four types of optional lattice designs or send us a sketch of your custom ideas. All lattice designs use horizontal and/or vertical 1-1/4" strips of MDF finished in the same material as the frame and permanently bonded to the front and back of the core layer.



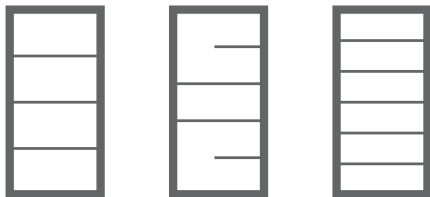
Type 1

Any lattice design or pattern that uses one horizontal (or vertical) lattice bar. Specify the height and location in your drawing.



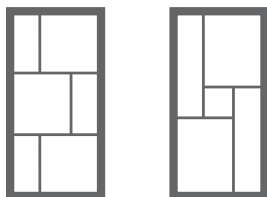
Type 2

Any lattice design or pattern that uses two horizontal (or vertical) lattice bars. One bar can butt the other as shown. Specify height and location in your drawing.




Type 3

Three to five lattice bars evenly spaced horizontally. Specify number of bars and note panel height will affect spacing.



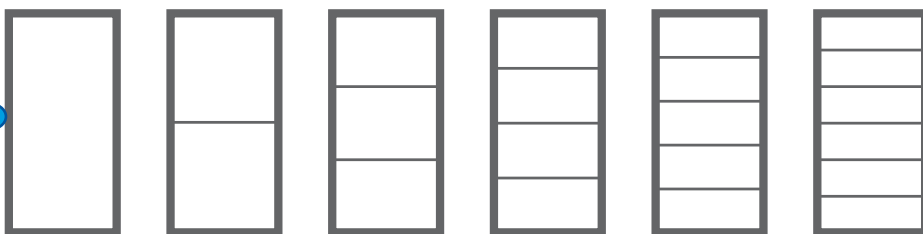
Type 4

Our signature Flo pattern which creates a kaleidoscopic effect when used with overlapping sliding panels. Specify how you want the pattern to flow.



Type 5 - custom

An array of horizontal and vertical bars evenly spaced to create a french door inspired lattice design. Specify number of bars and note panel height will affect spacing.



standard

H 1

H 2

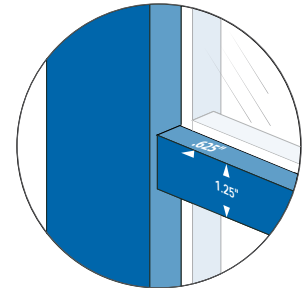
H 3

H 4

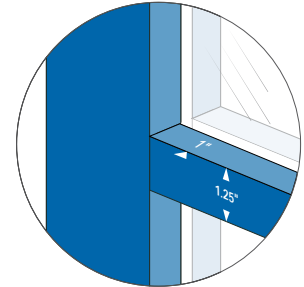
H 5

Lattice dimensions

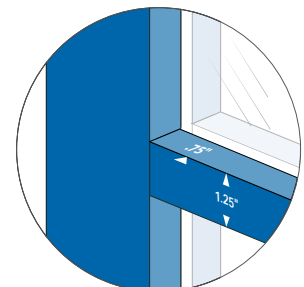
High quality laminate



Real wood veneer
Model 225

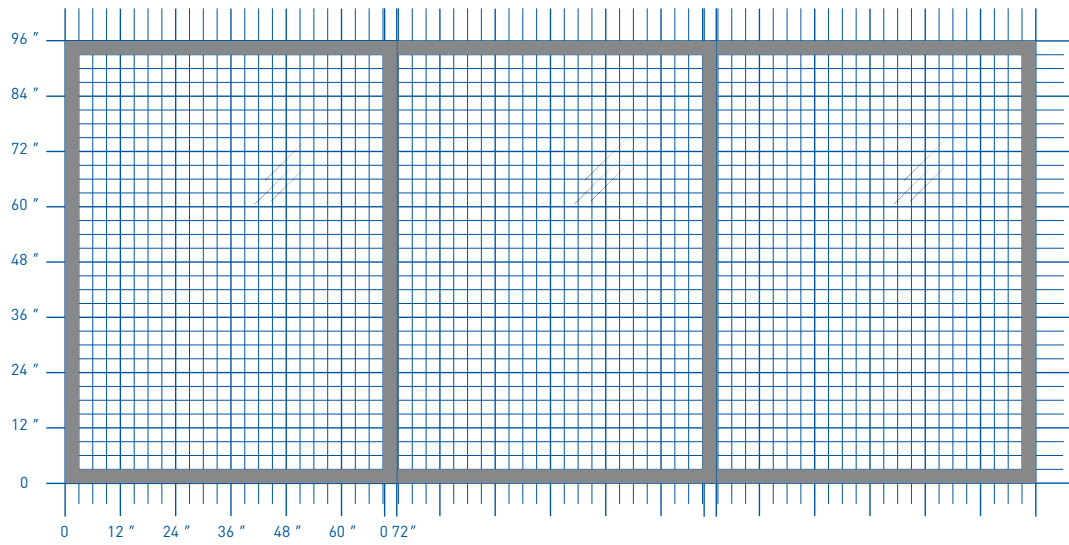


Real wood veneer
Model 175



QS

Draw your own:



Sample custom lattice design :

Ex :Type 4

